

# JANUARY



Although Karen was dying to get started on the garden the minute she took possession of her new house on Red River Street, first other, more basic (and decidedly less interesting) matters had to be tended to.

But in between working with plumbers and electricians, cleaning and painting the interior of the house, and keeping up her job as a technical writer in Austin's high-tech industry, Karen managed to form a rough plan for two large gardens that would fill most of the backyard. Inside, a bookcase in the dining room became a make-shift nursery for seedlings.

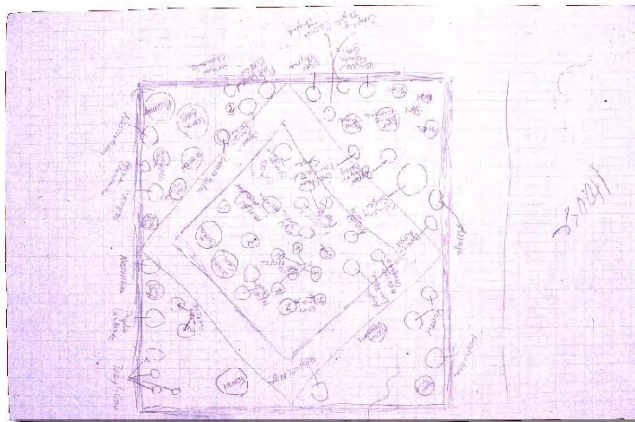


January

January



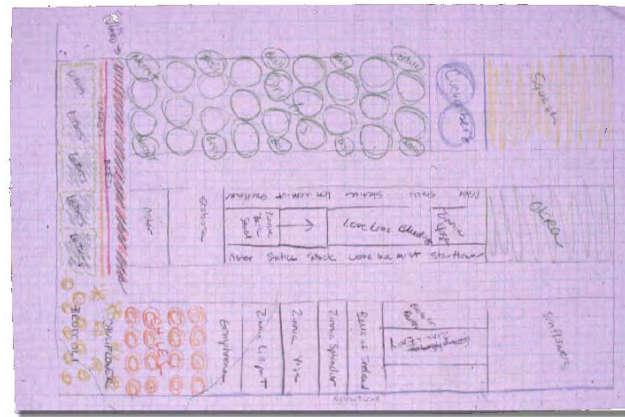
*Karen's backyard - where the garden will go.*



plan for herb garden

The herb garden will be just outside the back door of the house, and will have dimensions of 18 feet by 18 feet.

The vegetable/cutting garden will be farther from the house, and will be 18 feet by 30 feet.



plan for vegetable garden



Karen refers to her dining room greenhouse as "my science project." Seeds are planted in seed-starter mix, in self-watering units. When the seedlings grow too large for the original containers, Karen repots them in bigger containers. The plants are lighted by plain florescent lights in inexpensive shop light fixtures. An automatic timer keeps the lights on about 14 hours a day.

On the top and middle shelves:

- *Cherry tomatoes*  
Ruby Pearl  
Sun Gold  
Yellow Pearl  
Rose Quartz
- *Regular tomatoes*  
Brandywine  
Green Zebra  
San Remo (good for sauces)  
Principe Borghese (for sun-drying)  
Big Beef Hybrid  
Better Boy  
Thessaloniki  
Carmello












Basil on the bottom shelf:

- Green Broadleaf
- Thai Lemon
- Siam Queen
- Cinnamon
- Sacred Purple Holy



Also: Scabiosa







January



12